

SERIES 350 BACKFLUSH VALVES

DESIGNED FOR AUTOMATIC
BACKFLUSHING OF FILTERS



2"



3"



4"

PRODUCT ADVANTAGES

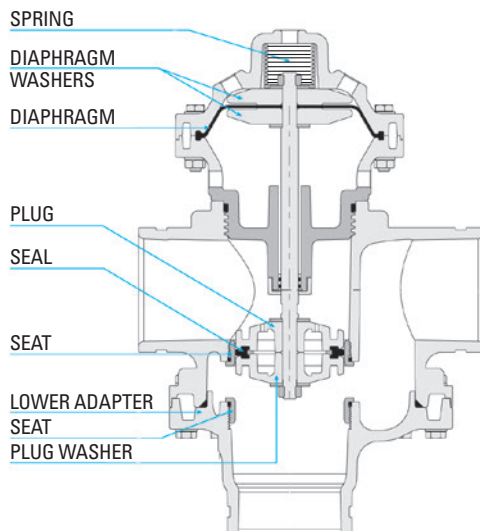
- 3-Way hydraulically operated diaphragm valves with low pressure loss.
- Double chambered design requires low actuation pressure for a wide application range.
- Dynamic sealing diaphragm seals at very low pressure and prevents seal friction and erosion.
- Highly durable reinforced plastic valve is chemical and cavitation resistant.
- T-configuration valve has a common outlet connected to the filter inlet and two other outlets - one to the water inlet manifold and the other to the drain manifold.
- Used with disc and sand media filters.

SPECIFICATIONS

- Operating Pressure: 10 -145 psi
- Maximum Temperature: 150° F
- External Operating Pressure: 85%-100% of operating pressure
- Control Chamber Displacement Volume:
2" - 0.03 gallons
3" - 0.09 gallons
4" - 0.15 gallons
- 2" Series 350 Connections:
Inlet - 2" Grooved (Victaulic)
Outlet - 2" Threaded
Flush - 2" Threaded
- 3" Series 350 Connections:
Inlet - 3" Grooved (Victaulic)
Outlet - 3" Grooved (Victaulic)
Flush - 2" Threaded
- 4" Series 350 Connections:
Inlet - 4" Grooved (Victaulic)
Outlet - 4" Threaded
Flush - 4" Grooved (Victaulic) or 3" Threaded

MATERIALS

- Valve Body, Separating Partition and Lower Adapter: Polyamide 6 - 30GF Black color
- Cover: Polyamide 6 - 30GF Grey color
- Diaphragm: NR-AL52 Nylon Fabric Reinforced
- Seats, Diaphragm Washers: Stainless Steel 304
- Plug, Plug Washer: Acetal Copolymer Black
- Stopper Disc: PVC-U
- Seal, O-Rings: NBR
- Spring: Stainless Steel AISI 302
- Shaft: Stainless Steel AISI 303
- External Bolts, Studs, Nuts and Discs: Stainless Steel

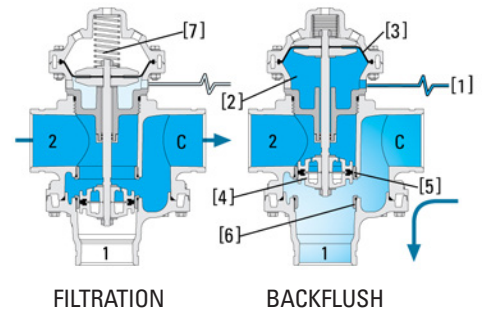


4" SERIES 350 BACKFLUSH VALVE

SERIES 350 BACKFLUSH VALVES

OPERATION

A hydraulic command from the solenoid [1], which pressurizes the Lower Control Chamber [2], forces the Diaphragm [3] actuated Plug Assembly [4] to move towards the Supply Port Seal [5], eventually sealing the valve drip tight. This allows water flow from the filter through the Drain Port Seal [6]. Venting the upper control chamber causes the line pressure, together with the Spring [7] force, to move the valve back to filtration mode.



HYDRAULIC DATA 2" VALVE

FILTRATION 2 → C	BACKFLUSH C → 1
Kv = 46 Cv = 53	Kv = 60 Cv = 70
$\Delta P = \left(\frac{Q}{Cv} \right)^2$	
Cv = GPM @ ΔP of 1 psi Q = GPM ΔP = psi Cv = 1.155 Kv	

HYDRAULIC DATA 3" VALVE

FILTRATION 2 → C	BACKFLUSH C → 1
Kv = 93 Cv = 107	Kv = 122 Cv = 141
$\Delta P = \left(\frac{Q}{Cv} \right)^2$	
Cv = GPM @ ΔP of 1 psi Q = GPM ΔP = psi Cv = 1.155 Kv	

HYDRAULIC DATA 4" VALVE

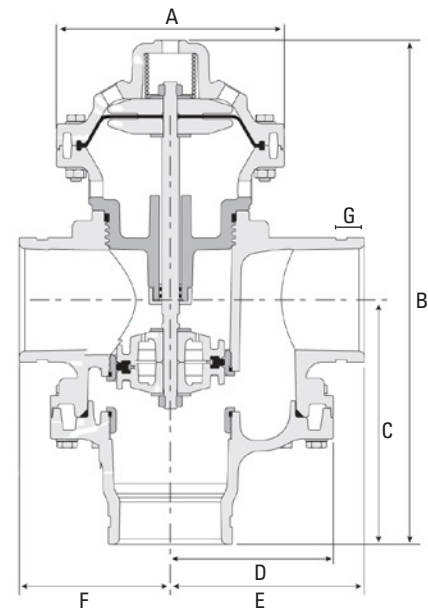
FILTRATION 2 → C	BACKFLUSH C → 1
Kv = 190 Cv = 220	Kv = 250 Cv = 290
$\Delta P = \left(\frac{Q}{Cv} \right)^2$	
Cv = GPM @ ΔP of 1 psi Q = GPM ΔP = psi Cv = 1.155 Kv	

DIMENSIONS & WEIGHT

SIZE	A	B	C	D	E	F	G	WEIGHT
2"	4.96"	10.78"	4.99"	3.15"	3.54"	-	1.02"	6.2 LBS.
3"	6.32"	14.88"	4.72"	3.77"	5.64"	-	-	6.2 LBS.
4"	8.26"	18.26"	8.85"	5.11"	5.45"	7.02"	-	21.8 LBS.

ORDERING INFORMATION

ITEM NUMBER	MODEL NUMBER	SIZE	VALVE APPLICATION
71000-012780	61BFG2TP	2"	2" LP & 2" COMPACT LP DISC-KLEEN
71000-013360	61BFG3PB	3"	3" LP DISC-KLEEN & APOLLO ANGLE
71000-013430	61BFG4GPB	4"	48" AGF SAND MEDIA
71000-013440	61BFG4GPGB-DM	4"	APOLLO DISC-KLEEN



NETAFIM USA
 5470 E. HOME AVE.
 FRESNO, CA 93727
 CS 888 638 2346
 www.netafimusa.com