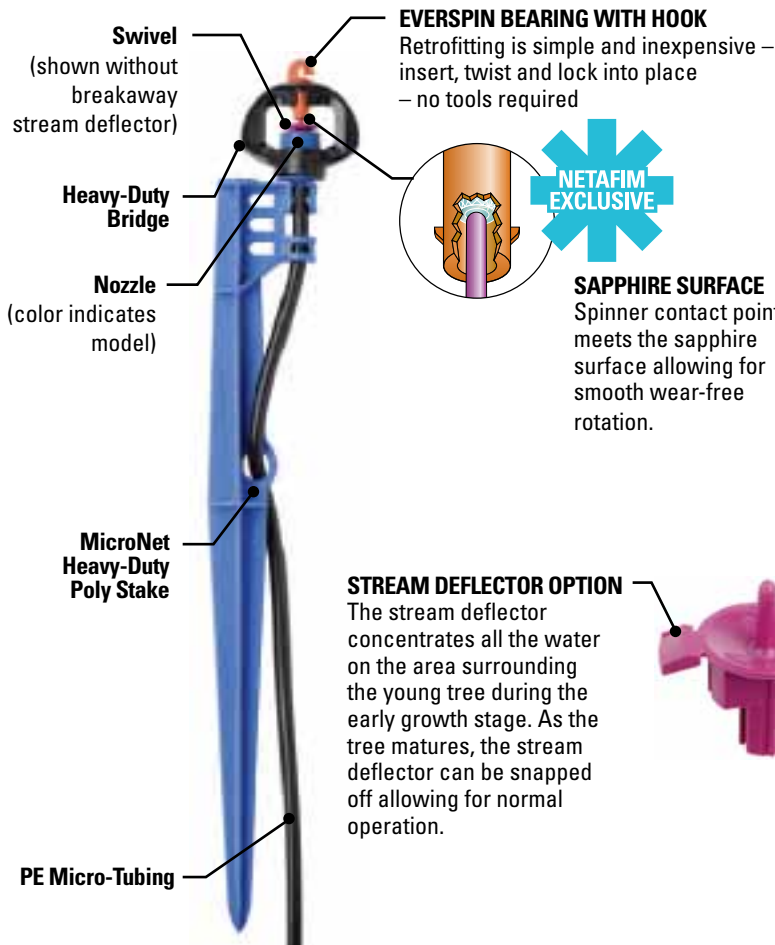


MICRO-SPRINKLERS

SUPERNET JR.

NON-PRESSURE REGULATED MICRO-SPRINKLER WITH EVERSPIN SAPPHIRE BEARING



APPLICATIONS

- For orchard, vineyard and nursery micro-sprinkler installations where flow regulation is not required.
 - LR (Long Range) - Designed for maximum coverage on wider spacings and larger root zones.
 - SR (Short Range) - Designed for closer spacings and applications where dry middles are desired.
 - LRD (Long Range with Breakaway Stream Deflector) **NOW PRODUCES LARGER WETTED DIAMETER.**
 - SRD (Short Range with Breakaway Stream Deflector)
- Sprinkler mounting options:
 - Suspended from trellis wire by integral hook.
 - Placed in the ground with MicroNet stake.
 - Threaded into an existing PE micro-tube as a replacement sprinkler.

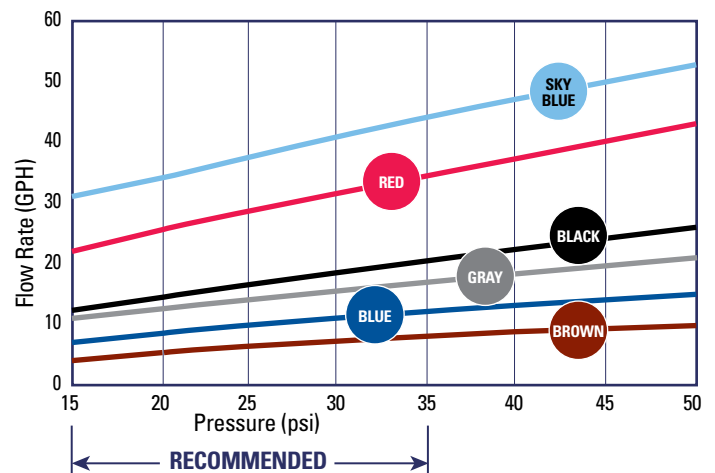
SPECIFICATIONS

- Base connection options:
 - Quick-Connect thread (standard)
- Flow range: 6 - 50 GPH
- Pressure range: 15 - 35 psi (recommended)

PRODUCT ADVANTAGES

- Highest distribution uniformity and maximum diameter.
- Long-term reliable service:
 - Clog-resistant design and simple, modular parts.
 - Drop-down spinner that prevents entry of insects.
 - Restricting orifice stabilizes and directs stream for strong, spinning motion.
 - Engineering-grade materials and heavy-duty bearing for superior endurance.
- Universal Quick-Connect Thread - easily replaces most brands of jets or non-compensated micro-sprinklers.
- Everspin bearing has a layer of sapphire material:
 - Reduces friction and wear, promoting long-lasting sprinkler performance
 - Sapphire surface keeps the swivel centered during operation and improves start-up

FLOW VS. PRESSURE

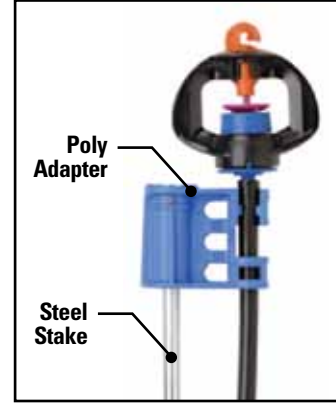


SUPERNET JR. SPRINKLERS

OPTIONS AND ACCESSORIES

SUPERNET JR. PERFORMANCE

Model # Nozzle Color Nozzle Size	Pressure (psi)	Flow (GPH)	Wetted Diameter*						Max. Stream Height*	
			Purple Swivel		Black Swivel		Blue Swivel		LR	SR
			LR	LRD	LR	LRD	SR	SRD		
#27 Brown .030"	15	5.6								
	20	6.4								
	25	7.2	16.4'	5.0'	-	-	14.8'	4.3'	24"	8"
	30	7.9								
#40 Blue .035"	15	8.2								
	20	9.5								
	25	10.6	19.7'	5.0'	-	-	14.8'	4.3'	31"	10"
	30	11.7								
#58 Gray .043"	15	12.0								
	20	13.8								
	25	15.4	-	-	24.6'	5.0'	18.0'	4.3'	33"	12"
	30	16.9								
#70 Black .047"	15	14.4								
	20	16.7								
	25	18.6	-	-	24.6'	6.6'	18.0'	4.3'	35"	14"
	30	20.4								
#90 Orange .055"	15	18.5								
	20	21.4								
	25	23.9	-	-	26.2'	6.6'	19.7'	4.3'	35"	16"
	30	26.2								
#120 Red .063"	15	18.5								
	20	28.6								
	25	31.9	-	-	27.9'	6.6'	21.3'	4.3'	43"	16"
	30	35.0								
#150 Sky Blue .071"	15	30.9								
	20	35.7								
	25	39.9	-	-	29.5'	-	23.0'	8.2'	47"	16"
	30	43.7								



SUPERNET JR. STEEL STAKE (Optional)

- Ideal for applications where high riser heights are required
- Installs in dry, hard soils – no need to pre-wet

SuperNet Jr. Steel Stake option consists of:

1. Poly adapter
2. Optional ¼" steel stake - available in 24", 48" or custom lengths.

Call Customer Service for price and availability.



STREAM SPLITTER

- Divides the stream to eliminate water on trunk.

ACCESSORIES PART NUMBERS

ITEM NUMBER	MODEL NUMBER	DESCRIPTION
63520-005800	031735	Stream Splitter
65080-001000	03175624	24" Steel Stake
65080-001220	03175648	48" Steel Stake
64020-002000	03173700	Poly Adapter

NOTE: LR = Long Range, LRD = Long Range with Stream Deflector, SR = Short Range, SRD = Short Range with Stream Deflector

*Tested at 8" above ground @ 25 psi



NETAFIM USA
 5470 E. HOME AVE.
 FRESNO, CA 93727
 CS 888 638 2346
 F 800 695 4753
 www.netafimusa.com