

N E T A F I M U S A

MINING PRICE LIST

EFFECTIVE JANUARY 4, 2021



WWW.NETAFIMUSA.COM

TABLE OF CONTENTS

Ordering Information	4
Terms and Conditions	5
Product Warranty	7

Driplines

Leach Line A™	10
Leach Line X™	10
Leach Line A™ or Mine Line™ with Clips	10
Mine Lite™	11
Mine Line™	11
DripNet PC	11

Fittings

16mm Dripline Fittings	12
18mm Dripline Fittings	12
20mm Dripline Fittings	13
Mine Lite Dripline Fittings	13
Chemical Resistant Inline Pressure Regulators	13
Inline Pressure Regulators with Adapters	13
Fittings Technical Specifications	14
Dripline Tools	14

FlatNet™

FlatNet Flexible PE Distribution Pipe	15
FlatNet Fittings and Tools	15

Filters

Manual Disc Filters	16
Manual Disc-Kleen Filter Manifolds	16
Scan-Kleen Screen Filters	17

Valves

Cast Iron Flanged Valves	18
Ball Valve	18
Pressure Reducing Valves	19
Flush Valves	19
PVC Fittings for Valves	19

Air Valves

For Gold Mines	20
For Copper Mines	21

Flow Meters

Cast Iron Octave Flow Meters	22
Stainless Steel Octave Flow Meters	22
Octave Flow Meter Output Module Kits	22

C

This SYMBOL indicates product
is recommended for use in
COPPER Mines only

G

This SYMBOL indicates product
is recommended for use in
GOLD Mines only

ORDERING INFORMATION

Netafim USA appreciates your business and we maintain a policy of continued product improvement. For any ordering or pricing questions, contact our Customer Service Representatives at:

NETAFIM USA CUSTOMER SERVICE
888-638-2346 (888-NETAFIM) ORDERS FAX 800-695-4753 SUPPORT FAX 866-253-2550
6:00 AM - 5:00 PM PACIFIC

PRICES AND SPECIFICATIONS ARE SUBJECT TO CHANGE WITHOUT PRIOR NOTICE.

ORDERING GUIDELINES

Use the following guidelines when placing an order with Netafim USA to ensure all the necessary information is provided.

1. Company Name and Netafim Account Number
2. Name of Person Placing Order and Phone Number
3. Shipping Information
 - Name of Company or Individual
 - Address (no PO Boxes)
 - City, State, Zip Code
 - Contact Name and Phone Number (optional for parcels)
 - Job Name or Reference (optional)
4. Purchase Order Number
5. Requested Ship Date
 - If a precise date is not known, please provide an approximate date. If no date is given, the order will be placed at the first available time slot in scheduling and it will ship as soon as it is complete (see #9 below). If you have a precise ship date, we will make every effort to target that date and time. If a specific date is given, the order will ship automatically and you will not receive a call prior to pulling/packing/loading. For truck loads, the driver will call for an appointment. Please let us know if we are required to hold the order until we are notified to ship. Any changes to the original ship date must be communicated to Netafim Customer Service 48 hours prior to shipping. NOTE: Held orders are subject to restrictions and/or may incur extra fees.
6. Ship Method
 - If no preferences are specified, the order will ship best method at Netafim's discretion.
7. Netafim Item or Model Number for Products Needed
 - Please use the correct item or model number and do not use a number with a different description. Consult your price list for the appropriate number or call Customer Service for assistance.
8. Specials or Price Quotes
 - If any specials or price quotes apply to the order, please include this information on the purchase order.
9. Ship Order Complete
 - Indicate if the order is to ship complete. If not indicated on the order, it will be at Netafim's discretion to ship and backorder or ship complete.
10. Combining Orders
 - If order is to be combined with other orders for shipping, please indicate the other order numbers.

TERMS AND CONDITIONS

PRICING

All prices shown are suggested list prices in U.S. dollars. All prices are subject to change without notice. Orders will be invoiced at the prices and discounts in effect at the time of order. Prices do not include taxes, freight, or other surcharges.

PRODUCT CLASSIFICATION

Netafim USA's Mining Price List represents our most commonly ordered products as well as some reference to options, which may be available. If you have a product requirement for something you do not see listed, please call Customer Service for availability, price, and delivery times. We will make every effort to fill your order and work with you on Special Order or Custom requests. In the case of Special Orders or Custom requests, prices and delivery will be quoted and the order will not be eligible for cancellation or return. Also, Special Orders or Custom requested products, manufactured or ordered to "non-standard" specifications, will be shipped immediately upon availability.

TERMS

All invoices are payable in United States Dollars at net thirty (30) days from the date of invoice, unless otherwise stated. All past due balances will be assessed a three quarter of one percent (0.75%) monthly finance charge. Any check or remittance received from or for the account of buyer may be accepted and applied by Netafim USA against any indebtedness owed by buyer to Netafim USA without prejudice to or the discharge of the remainder of such indebtedness of any condition, provision, statement, legend or notation appearing on or referring to or accompanying such check or remittance.

ACCOUNT STATUS

All orders are subject to credit review. Shipments may be held until account is current.

FREIGHT TERMS

F.O.B./C.I.F. shipping location. Standard shipping method is our choice of carrier, shipped prepaid and added to the customer invoice. Shipments will be made within a one hundred fifty (150) mile radius of the customer's location.

MINIMUM ORDER

Minimum invoice order amount is one hundred dollars (\$100). This minimum order applies to whole good orders only and not to orders for repair parts. A twenty dollar (\$20) per order charge will be assessed on all whole good orders less than the one hundred dollar (\$100) minimum.

SHORTAGE CLAIMS

Claims for shortage must be made within three (3) business days of receipt of goods.

RETURNS

No merchandise may be returned without Netafim USA's written consent and authorization. Requests to return merchandise must be made within 120 days of receipt of shipment from Netafim USA and reference the Netafim USA invoice number. Any approved return must be accompanied by a return goods authorization (RGA) issued by Netafim USA, clearly marked on the exterior of the parcel and shipped freight prepaid within 30 days of RGA issue date. All merchandise must be new, in original packaging and in salable condition. Non-standard, Custom or Special Order items are not eligible for return. All approved returns are subject to a fifteen (15%) restocking fee. Any shipment not meeting these criteria will not be accepted.

RETURN OF DEFECTIVE GOODS

Netafim USA will be responsible for the return shipping of goods that are defective upon arrival, other than goods damaged in transport by the carrier. Notice of Defect must be received by Netafim USA within fourteen (14) days of the customer's receipt of said goods. The buyer agrees that failure to give notice of defects within such time is a waiver of any defect. Prior approval from the customer's Account Manager and an RGA form must accompany all returns. Credit will not be given until the product has been received by Netafim USA and approved for warranty.

TERMS AND CONDITIONS

ACCEPTANCE

The customer acknowledges responsibility for inspecting all goods shipped by Netafim USA to determine whether said goods are conforming to the customer's order, including whether all goods listed on the packing list have been shipped and whether the shipment contains any damaged goods. The customer agrees that fourteen (14) days from receipt of said shipment is a reasonable time in which to perform the inspection and notify Netafim USA of any nonconformity. If Netafim USA has not received notice of nonconformity within fourteen (14) days of the customer's receipt of the shipment, the customer agrees that the customer has accepted the goods, as that term is defined by the California Commercial Code, and the customer's right to reject the shipment will be terminated. Also, if notice of nonconformity is not received within fourteen (14) days of the customer's receipt of the shipment, Netafim USA will be relieved of any obligation concerning the shipment, other than warranty obligations, and the customer will pay for the shipment in full. The customer shall bear the complete cost of the inspection in all circumstances. The customer agrees that Netafim USA will have an opportunity to cure any nonconforming shipment. The customer further agrees that, in the event that notice of nonconformity is received by Netafim USA, the time for Netafim USA's performance under the purchase agreement will be extended for a reasonable time to allow Netafim USA to tender conforming goods.

EXPORT COMPLIANCE

These commodities, technology, or software (the "Products") when exported from the United States are subject to the Export Administration Regulations ("EAR"). Diversion contrary to U.S. law is prohibited. Purchaser hereby certifies that it understands its obligations to comply with U.S. export controls and trade sanctions including the EAR and the laws and regulations implemented by the U.S. Department of the Treasury Office of Foreign Assets Control ("OFAC"). Purchaser agrees to obtain any necessary authorization to transfer the Products outside the U.S. or to non-U.S. persons within the U.S., and will not transfer Products to any entity or country prohibited under U.S. law including countries subject to U.S. economic sanctions administered under the EAR or by OFAC or to entities prohibited for export under the EAR or the laws and regulations implemented by OFAC.

FREIGHT DAMAGES

The customer acknowledges that risk of loss during transport is on the customer. Netafim USA is not liable for damage or loss occurring during shipment. Claims for such damages must be filed with the freight carrier directly.

PRODUCT CHANGES

Netafim USA reserves the right to redesign, alter, or modify its products at any time, without prior notice. Any catalog, design manual, price sheets, and/or other written materials are subject to withdrawal or change at any time without prior notice. Possession of the current catalog or price sheets does not constitute an offer to sell.

BAGGED PRODUCTS

Netafim USA has a number of products that are packaged and sold in bagged or case quantities. Bagged parts are designated by placing a "-B" at the end of the product number. The quantities have been developed to provide the best value for the most standard quantities ordered and are intended for sale in the quantities listed.

PARTIAL SHIPMENTS/COMPLETE SHIPMENTS

Netafim USA's goal is to ship customer orders complete and within the requested delivery time. Netafim USA will ship orders from any available warehouse unless otherwise specified by the customer and will "Ship and Backorder" to meet requested delivery dates unless otherwise specified by the Customer.

LITERATURE

All Netafim product literature is available on our website at www.netafimusa.com (Mining Division) for viewing, downloading or printing.

PRODUCT WARRANTY

NETAFIM USA'S LIMITED WARRANTY/LIMITATION OF BUYER'S REMEDIES

(A) BASIC MANUFACTURER'S LIMITED WARRANTY

Except as to products described in Subsections (B), (C), (D), (E) and (F) below, products sold and/or manufactured by Netafim Irrigation, Inc. (Netafim USA) are warranted to be free from original defects in material and workmanship for a period of one (1) year from the date of delivery to the buyer unless (i) otherwise specified by and subject to the terms and conditions of any Warranty Supplements pertaining to specific products or, (ii) expressly disclaimed in writing by Netafim USA. Within the warranty period, Netafim USA at its sole discretion shall have the option to repair or replace part or all of a defective product, or refund part or all of the original purchase price, if any part proves to be defective in material or workmanship after return of such product at customer's expense and after such return has been authorized in writing by Netafim USA. THIS BASIC MANUFACTURER'S LIMITED WARRANTY IS SUBJECT TO THE TERMS AND PROVISIONS IN SUBSECTION (F), (LIMITATION OF REMEDIES AND DISCLAIMER OF WARRANTIES) SET FORTH BELOW IN THE EVENT OF ANY INCONSISTENCY BETWEEN SUBSECTION (A) AND SUBSECTION (F) OF THIS PRODUCT WARRANTY, THE PROVISIONS OF SUBSECTION (F) SHALL PREVAIL.

(B) DRIPLINES AND POLYETHYLENE TUBING

Heavywall Driplines and Polyethylene tubing with a wall thickness of 35 mil or greater are warranted to be free from original defects in materials and workmanship for a period of seven (7) years and ten (10) years for environmental stress cracking. Thinwall Driplines (10-25 mil) are warranted to be free from original defects in materials and workmanship for two (2) years.

(C) FILTERS

Disc filters are warranted to be free from original defects in materials and workmanship for a period of five (5) years. This warranty specifically excludes gaskets, seals and o-rings, which are subject to the basic one (1) year warranty. Scan-Kleen Screen Filters are warranted for 1 year.

(D) VALVES AND FLOW METERS

Valve and flow meter bodies are warranted to be free from original defects in materials and workmanship for a period of five (5) years. Flow Meter metering components (register, electrical output and metering assembly) are warranted for three (3) years. Valve diaphragms are warranted for a period of two (2) years. This warranty specifically excludes pilots, pilot components, relays, solenoids, solenoid components and fittings, which are subject to the basic one (1) year warranty. Octave flow meters are warranted to be free from original defects in materials and workmanship for a period up to five (5) years. If the meter encounters a problem, Netafim USA will choose to cover the cost of repair or replacement based on a five (5) year pro-rated schedule as follows below.

All Octave flow meters must be installed with a Netafim branded Combination Air/Vacuum or Continuous Acting Air Vents to qualify for the five (5) year pro-rated product warranty.

APPLICABLE REMEDY FROM DATE OF PURCHASE

Within 1 Year	Within 2 Years	Within 3 Years	Within 4 Years	Within 5 Years
100%	80%	60%	40%	20%

(E) AIR VALVES

Air valve bodies are warranted to be free from original defects in materials and workmanship for a period of five (5) years. Polypropylene air valve bodies are warranted for two (2) years. This warranty specifically excludes internal seals, gaskets or o-rings which are subject to the basic one (1) year warranty.

Product Description	Warranty Length	Product Description	Warranty Length
AIR VALVE BODIES	5 Years	DRIPLINE FITTINGS	1 Year
Gaskets, Seals, O-Rings	1 Year	SCAN-KLEEN SCREEN FILTERS	1 Year
Polypropylene Bodies	2 Years	PRESSURE REGULATORS	1 Year
DISC FILTERS	5 Years	VALVES	
Gaskets, Seals, O-Rings	1 Year	Bodies	5 Years
DRIPLINES/POLYETHYLENE TUBING		Diaphragms	2 Years
Leach Line A or X and Mine Line	7 Years	FLOW METERS	
Mine Lite	2 Years	Bodies	5 Years
FlatNet	5 Years	Metering Components	3 Years
Environmental Stress Cracking (35 mil/greater)	10 Years	Octave (Pro-Rated Schedule Applies)	5 Years
		ALL PRODUCTS NOT LISTED	1 Year

PRODUCT WARRANTY

(F) LIMITATION OF REMEDIES AND DISCLAIMER OF WARRANTIES

EXCEPT AS EXPRESSLY PROVIDED HEREIN, ALL WARRANTIES EXPRESSED OR IMPLIED, INCLUDING ANY IMPLIED WARRANTY OF MERCHANTABILITY OR FITNESS FOR A PARTICULAR PURPOSE OR USE, ARE HEREBY EXCLUDED AND DISCLAIMED.

THE REMEDIES PROVIDED HEREIN SHALL BE THE EXCLUSIVE AND SOLE REMEDY OF THE BUYER. NO OTHER EXPRESS WARRANTY IS GIVEN AND NO AFFIRMATION BY NETAFIM USA, BY WORDS OR ACTION, WILL CONSTITUTE A WARRANTY. NO OTHER EXPRESS WARRANTY NOR ANY OTHER REMEDY SHALL BE AVAILABLE TO THE BUYER AND NETAFIM USA SHALL NOT BE RESPONSIBLE OR LIABLE FOR ANY DAMAGES, INCLUDING ANY LOSS OF PROFIT, LOST SAVINGS, LOSS OF SALES, OR OTHER DIRECT, INDIRECT, INCIDENTAL, SPECIAL OR CONSEQUENTIAL DAMAGES, INJURY OR DAMAGES TO ANY PERSON OR PROPERTY ARISING OUT OF THE USE OR INABILITY TO USE THE PRODUCTS OR THE BREACH OF ANY EXPRESS WARRANTY, EVEN IF NETAFIM USA HAS BEEN ADVISED OF THE POSSIBILITY OF THOSE DAMAGES OR CLAIMS. NETAFIM USA SHALL NOT BE RESPONSIBLE FOR THE AFORESAID DAMAGES, CLAIMS OR LOSSES DUE TO LATE DELIVERY OR DELIVERY OR NON-DELIVER, OR OTHERWISE. THERE ARE NO WARRANTIES WHICH EXTEND BEYOND THE DESCRIPTION AS SET FORTH HEREIN. IF NETAFIM USA SHALL FURNISH TECHNICAL ADVICE OR ASSISTANCE WITH RESPECT TO THE PRODUCTS SOLD HEREUNDER, IT SHALL BE GIVEN WITHOUT CHARGE TO BUYER AND SHALL BE GIVEN AND ACCEPTED AT BUYER'S SOLE RISK WITHOUT ANY EXPRESS OR IMPLIED WARRANTY AND NETAFIM USA SHALL NOT BE RESPONSIBLE OR LIABLE FOR THE ADVICE OR THE RESULTS THEREOF BUYER ASSUMES ALL RISK AND LIABILITY RESULTING FROM USE OF THE PRODUCT PURCHASED.

This warranty is expressly conditioned upon proper storage, installation, application and normal use and service as recommended by Netafim USA. Such recommendations may be updated from time to time. Any misuse, neglect, modifications, unauthorized repairs or replacement or uses of the product and/or any of its components for purposes not recommended by Netafim USA, including but not limited to the following, shall completely void this warranty:

- (I) Water which has not been filtered or treated to the levels specified for individual components of the product by Netafim.
- (II) Chemical concentrates, used or applied internally or externally to the product, or mechanical abuse which is harmful to the product or its components.
- (III) Operating pressures greater than those specified by Netafim's individual component specifications.
- (IV) Damage or plugging caused by insects, rodents, other animals, improper installation or other mechanical damage.

THE EXPRESS WARRANTY PROVIDED HEREIN IS EFFECTIVE ONLY IF CLAIM IS MADE BY WRITTEN NOTICE WITHIN THE APPLICABLE WARRANTY PERIOD AND POSTMARKED WITHIN THIRTY (30) DAYS AFTER DISCOVERY OF THE DEFECT ON WHICH THE CLAIM IS BASED. SUCH NOTICE SHALL BE DELIVERED TO NETAFIM USA AT THE FOLLOWING ADDRESS:

**NETAFIM USA
5470 EAST HOME AVENUE
FRESNO, CALIFORNIA 93727
ATTN: PRODUCT MANAGEMENT**

The buyer shall, together with its notice of claim, offer Netafim USA in writing prompt opportunity to examine the defective product and correct the defect, if possible. This warranty shall be void unless buyer delivers the defective product to Netafim USA at buyer's sole cost and in accordance with Netafim USA's instructions.

DRIPLINES



LEACH LINE A™ NON-PRESSURE COMPENSATING

Heavywall Dripline for Heap Leach Applications

Sizes: 0.540" Tubing (16mm), 0.620" Tubing (18mm)
0.690" Tubing (20mm)

Flows: 0.26, 0.40, 0.50, 0.79, 1.0 and 2.0 GPH

Spacings: 18", 24", 30", 36", 42" (Any Other Spacings Available)

Color: Black (clear and bright white available)

Call Netafim USA Customer Service for Item and Model Numbers, Pricing and Availability.



LEACH LINE X™ NON-PRESSURE COMPENSATING

Heavywall Dripline for Heap Leach Applications

Sizes: 0.400" Tubing (12mm), 0.540" Tubing (16mm)
0.620" Tubing (18mm), 0.690" Tubing (20mm)

Flows: 0.26, 0.40, 0.50, 1.0 and 2.0 GPH

Spacings: 18", 24", 30", 32", 36", 42" (Any Other Spacings Available)

Color: Black (clear and bright white available)

Call Netafim USA Customer Service for Item and Model Numbers, Pricing and Availability.



MINE LINE™ PRESSURE COMPENSATING

Heavywall Dripline for Uniform Leaching on Flat or Sloping Terrains

Sizes: 0.540" Tubing (16mm), 0.620" Tubing (18mm),
0.690" Tubing (20mm)

Flows: 0.26, 0.42, 0.53, 0.61, 0.92 and 1.0 GPH

Spacings: 18", 24", 30", 32", 36", 42" (Any Other Spacings Available)

Color: Black (clear and bright white available)

Call Netafim USA Customer Service for Item and Model Numbers, Pricing and Availability.



DNPC MINE LINE™ PRESSURE COMPENSATING

Heavywall Dripline for Uniform Leaching on Flat or Sloping Terrains

Sizes: 0.540" Tubing (16mm), 0.570" Tubing (17mm),
0.620" Tubing (18mm), 0.690" Tubing (20mm)

Flows: 0.16, 0.26, 0.32, 0.42, 0.53, .061, 0.79, 0.92, and 1.0 GPH

Spacings: 24", 30", 36", 42.25", and 48" (Any Other Spacings Available)

Color: Black (clear and bright white available)

Call Netafim USA Customer Service for Item and Model Numbers, Pricing and Availability.



LEACH LINE A™ OR MINE LINE™ WITH CLIPS

Heavywall Dripline with Factory Installed Clips for Slopes or Anywhere that Solution Migration is Undesirable

Sizes: 0.540" Tubing (16mm), 0.620" Tubing (18mm)

Flows: Available with all Flows

Spacings: Available with all Spacings

Color: Black (clear and bright white available)

Call Netafim USA Customer Service for Item and Model Numbers, Pricing and Availability.

DRIPLINES



MINE LITE™ NON-PRESSURE COMPENSATING

Thinwall Dripline for Heap Leach Applications

Sizes:	0.614" Tubing (20 mil)
Flows:	0.6 and 2.0 GPH (2.0 GPH nominal @ 20 psi)
Spacings:	18", 24", 30", 32", 36", 42" (Any Other Spacings Available)

Call Netafim USA Customer Service for Item and Model Numbers, Pricing and Availability.

MINE LITE™ A NON-PRESSURE COMPENSATING

Thinwall Dripline for Heap Leach Applications

Sizes:	0.614" Tubing (20 mil)
Flows:	0.6, 1.0 and 2.0 GPH (2.0 GPH nominal @ 20 psi)
Spacings:	18", 24", 30", 32", 36", 42" (Any Other Spacings Available)

Call Netafim USA Customer Service for Item and Model Numbers, Pricing and Availability.

DRIPNET PC TWD PRESSURE COMPENSATING

Thinwall Dripline for Heap Leach Applications

Sizes:	0.636" Tubing (16mm), 0.875" Tubing (18mm), 0.990" Tubing (20mm)
Flows:	0.16, 0.26, 0.32, and 0.42 GPH
Spacings:	8", 12", 18", 24", 30 (Any Other Spacings Available)
Color:	Black (clear and bright white available)

Call Netafim USA Customer Service for Item and Model Numbers, Pricing and Availability.

DRIPLINE FITTINGS

FITTINGS FOR LEACH LINE A™, LEACH LINE X™ AND MINE LINE™

FITTINGS SELECTION GUIDE

Dripline Size	Acceptable Inside Diameter		Acceptable Wall Thickness	
	Inches	Millimeters	Inches	Millimeters
16mm	0.510 - 0.580	12.9 - 14.7	0.035 - 0.055	0.89 - 1.40
20mil	0.614 - 0.636	15.9 - 16.2	0.008 - 0.025	0.20 - 0.65
18mm	0.590 - 0.630	15.0 - 16.0	0.025 - 0.050	0.64 - 1.27
20mm	0.685 - 0.740	17.4 - 18.9	0.040 - 0.055	1.00 - 1.40



16MM DRIPLINE FITTINGS

Key	Item Number	Model Number	Description	Bag Qty	Price Each	Price Bag
1	00115-001875	M3410.0160-B	16mm Twist-Lock Coupling	50	1.09	54.50
2	00115-001420	M3414.016C-B	16mm Twist-Lock x ½" MPT Male Adapter	50	0.98	49.00
3	32500-004671	M2W075MA-NPT-B25	'Y' 2-Way Insert x ¾" MPT Male Adapter	25	1.54	38.50
4	32500-013030	H620FIG8-B	16mm Figure 8 Line End	100	0.33	33.00
5	32000-003430	M16/18MMVINECLIP	16mm Antimigration Clip	1,000	150.00	150.00

18MM DRIPLINE FITTINGS

Key	Item Number	Model Number	Description	Bag Qty	Price Each	Price Bag
3	32500-004671	M2W075MA-NPT-B25	'Y' 2-Way Insert x ¾" MPT Male Adapter	25	1.54	38.50
4	32500-013030	H620FIG8-B	18mm Figure 8 Line End	100	0.33	33.00
5	32000-003430	M16/18MMVINECLIP	18mm Antimigration Clip	1,000	150.00	150.00
6	32500-014215	H620IC-B	18mm Insert Coupling	100	0.74	74.00
7	00115-002805	M3410.0180-B	18mm Twist-Lock Coupling	50	1.25	62.50
8	00115-002830	M3414.018C-B	18mm Twist-Lock x ½" MPT Male Adapter	50	1.12	56.00
9	00115-002850	M3414.018D-B	18mm Twist-Lock x ¾" MPT Male Adapter**	50	1.18	59.00
10	00115-000400	M50-100GROM	½" TH Grommet x 1" Adapter***		3.80	3.80

* Requires 15/16" Drill Bit

** Use 16.5mm Drill Bit

*** Requires 1" Drill Bit

MPT = Male Pipe Thread

DRIPLINE FITTINGS

FITTINGS FOR LEACH LINE A™, LEACH LINE X™ AND MINE LINE™



20MM DRIPLINE FITTINGS

Key	Item Number	Model Number	Description	Bag Qty	Price Each	Price Bag
1	32500-007630	H690IC-B	20mm Insert Coupling	100	1.00	100.00
2	00115-003790	M3410.0200	20mm Twist-Lock Coupling	1	2.00	2.00
3	00115-003360	M3414.020C-B	20mm Twist-Lock x 1/2" MPT Male Adapter	50	1.49	74.50
4	00115-003390	M3414.020D-B	20mm Twist-Lock x 3/4" MPT Male Adapter*	50	1.49	74.50
5	32500-014430	H800FIG8-B	20mm Figure 8 Line End	100	0.70	70.00

* Use 15/16" Drill Bit

FITTINGS FOR MINE LITE™



MINE LITE DRIPLINE FITTINGS

Key	Item Number	Model Number	Description	Bag Qty	Price Each	Price Bag
1	00115-004550	T63036100170-B	630 Series Twist-Lock Coupling	100	0.59	59.00
2	00115-004750	T6303620017C-B	630 Series Twist-Lock x 1/2" MPT Male Adapter	100	0.82	82.00
	00115-004850	T6303620017D-B	630 Series Twist-Lock x 3/4" MPT Male Adapter	100	0.94	94.00
4	00115-006450	T63036600170-B	630 Series Line End	100	0.64	64.00



CHEMICAL RESISTANT INLINE PRESSURE REGULATORS

Item Number	Model Number	Description	psi	Price Each
31000-001100	32IPRV.75-15V2K	Inline Pressure Regulator,	15	10.40
31000-001180	32IPRV.75-25V2K	3/4" FPT Inlet x Outlet,	25	10.40
31000-001300	32IPRV.75-35V2K	0.25 - 4.4 GPM range	35	10.40

DRIPLINE FITTINGS

FITTINGS TECHNICAL SPECIFICATIONS

Product	Size	Description	Connection to PVC or FlatNet™	Connection to HDPE	Drill Tool	Assembly Tool	Notes
Leach Line A Leach Line X Mine Line	16mm	16mm Barb x ½" TH	½" TH	½" TH Grommet	Drill & Tap ½" 16.5mm	25mm or 1" Socket 1" Socket	Does not fit thinwall PVC Grommet M50-100GROM
	16mm	16mm Barb x ¾" TH	¾" TH	¾" TH	Drill & Tap ¾"	30mm or 1-3/16" Socket	Does not fit thinwall PVC
	16mm	16mm Barb Coupling	N/A	N/A	N/A	N/A	Insert Coupling (Barb)
	16mm	16mm Twist-Lock x ½" TH	½" TH	½" TH Grommet	Drill & Tap ½" 16.5mm	1-1/8" Socket 1-1/8" Socket	Does not fit thinwall PVC Grommet M50-100GROM
	16mm	16mm Twick-Lock x ¾" TH	¾" TH	¾" TH	Drill & Tap ¾"	1-1/8" Socket	Does not fit thinwall PVC
	16mm	16mm Twist-Lock Coupling	N/A	N/A	N/A	N/A	
Leach Line A Leach Line X Mine Line	18mm	18mm Barb x ½" TH	½" TH	½" TH Grommet	Drill & Tap ½" 16.5mm	25mm or 1" Socket 1" Socket	Does not fit thinwall PVC Grommet M50-100GROM
	18mm	18mm Barb x ¾" TH	¾" TH	¾" TH	Drill & Tap ¾"	30mm or 1-3/16" Socket	Does not fit thinwall PVC
	18mm	18mm Barb Coupling	N/A	N/A	N/A	N/A	
	18mm	18mm Twist-Lock x ½" TH	½" TH	½" TH Grommet	Drill & Tap ½" 16.5mm	1-1/8" Socket 1-1/8" Socket	Does not fit thinwall PVC
	18mm	18mm Twist-Lock x ¾" TH	¾" TH	¾" TH	Drill & Tap ¾"	1-1/8" Socket	Does not fit thinwall PVC
	18mm	18mm Twist-Lock Coupling	N/A	N/A	N/A	N/A	
Leach Line A Leach Line X Mine Line	20mm	20mm Barb x ½" TH	½" TH	½" TH Grommet	Drill & Tap ½" 16.5mm	25mm or 1" Socket 1" Socket	Does not fit thinwall PVC Grommet M50-100GOM
	20mm	20mm Barb x ¾" TH	¾" TH	¾" TH	Drill & Tap ¾"	30mm or 1-3/16" Socket	Does not fit thinwall PVC
	20mm	20mm Barb Coupling	N/A	N/A	N/A	N/A	Insert Coupling (Barb)
	20mm	20mm Twist-Lock x ½" TH	½" TH	½" TH Grommet	Drill & Tap ½" 16.5mm	1-1/8" Socket 1-1/8" Socket	Does not fit thinwall PVC
	20mm	20mm Twist-Lock x ¾" TH	¾" TH	¾" TH	Drill & Tap ¾"	1-1/8" Socket	Does not fit thinwall PVC
	20mm	20mm Twist-Lock Coupling	N/A	N/A	N/A	N/A	
Mine Lite	630 Series	0.636" x ¾" TH Black Ring	¾" TH	¾" TH	Drill & Tap ¾"	-	Does not fit thinwall PVC
		0.636" x PVC Submain Adapter	W/Grommet	N/A	16.5mm (21/32")	-	Grommet HGROMM680
		0.636" Coupling Black Ring	N/A	N/A	N/A	N/A	

TH = Threaded HDPE = High Density Polyethylene
All materials should be PBT or PP.

DRIPLINE TOOLS

Item Number	Model Number	Description	Price Each
00115-010000	MSOCKET	Deep Socket 1-1/8" 12pnt	102.00

PVC MINIMUM WALL THICKNESS FOR DRILLING & TAPPING


Pipe Size	SDR	Class
2"	17	250
3"	26	160
4"	32.5	125
6"	41	100

FLATNET™

FLATNET™ FLEXIBLE DISTRIBUTION PIPE

Item Number	Description	Price Each
43001-001120	FlatNet Pipe 4", ½" FIPT Outlets, 18" Spacing, 197' (60m)	1,260.00
43001-001520	FlatNet Pipe 4", ½" FIPT Outlets, 24" Spacing, 197' (60m)	1,230.00
43001-001720	FlatNet Pipe 4", ½" FIPT Outlets, 30" Spacing, 197' (60m)	1,210.00
43001-001920	FlatNet Pipe 4", ½" FIPT Outlets, 32" Spacing, 197' (60m)	1,205.00
43001-001970	FlatNet Pipe 4", ½" FIPT Outlets, 36" Spacing, 197' (60m)	1,192.00
43000-000580	FlatNet Blank Pipe 4", 164' (50m)	972.00

Other coil lengths and spacings available by special order.
2" and 3" sizes available by special order.



①



②



③



④



⑤

FLATNET™ FITTINGS AND TOOLS

Key	Item Number	Description	Price Each
FITTING KITS			
1	43040-018380	4" MIPT x 4" Barb Adapter Kit	60.00
2	43040-018300	4" Insert Barb Coupling Kit	41.00
3	43040-030500	4" Insert Barbed x Flush Valve Kit	270.00
4	43040-018381	4" Spigot x Barb Connector Kit	3.00
PARTS			
-	43040-006260	O-Ring Seal 80 x 4.5	14.00
5	43020-010405	4" Stainless Steel Hose Clamp	60.00

FILTERS



3" TWIN LITE



4" OR 6" TWIN



3" ANGLE FL



3" ANGLE GR

MESH/MICRON EQUIVALENT

Mesh	Micron	Color
40	400	Blue
80	200	Yellow
120	130	Red
140	115	Black
200	55	Green

G

MANUAL DISC FILTERS

Item Number	Model Number	Filter Size	Flow Range (GPM)	Mesh	Maximum Pressure (psi)	Price Each
70640-005900	25A50-080G	3" Twin Lite	80 - 220	80	115	1,130.00
70640-006010	25A50-120G	GR or FL		120		1,130.00
70640-012120	25A53-080GNEW	3" Angle GR	80 - 220	80	140	1,163.00
70640-012130	25A53-120GNEW			120		1,163.00
70640-012020	25A53-080FNEW	3" Angle FL	80 - 200	80	140	1,190.00
70640-012030	25A53-120FNEW			120		1,190.00
70640-011000	25A78-080F	4" Twin FL	160 - 450	80	140	2,434.00
70640-011020	25A78-120F			120		2,434.00
70640-011200	25A80-080F	6" Twin FL	200 - 600	80	140	2,932.00
70640-011220	25A80-120F			120		2,932.00

Standard mesh sizes 80 and 120.

Other mesh sizes available.

GR = Grooved Connections

FL = Flanged Connections



G

MANUAL DISC-KLEEN FILTER MANIFOLDS

Model Number	Filter Size	Maximum Flow (GPM)	Mesh	Maximum Pressure (psi)	Price Each
26MINE4S3-080	4" Twin - 3 Unit	900	80	110	18,199.00
26MINE4S3-120		800	120		18,199.00
26MINE4S4-080	4" Twin - 4 Unit	1,200	80	110	Call for Quote
26MINE4S4-120		1,000	120		Call for Quote
26MINE4S5-080	4" Twin - 5 Unit	1,500	80	110	Call for Quote
26MINE4S5-120		1,300	120		Call for Quote

Standard with polypropylene manifold.

FILTERS

SCAN-KLEEN SCREEN FILTERS

G C

Model Number	Filter Size	Maximum Flow (GPM)	Mesh	Price Each
27ASCAN3-080M	3" Angle *	250	80	2,234.00
27ASCAN3-120M			120	2,234.00
27ASCAN4-080M	4" Angle *	300	80	2,626.00
27ASCAN4-120M			120	2,626.00
27ASCAN4T-080M	4" Twin **	500	80	4,945.00
27ASCAN4T-120M			120	4,945.00
27ASCAN6T-080M	6" Twin **	600	80	5,113.00
27ASCAN6T-120M			120	5,113.00

For Copper applications, order 1 each or 2 each of the following:

* Model Number: 62SBV75F-PVC Ball Valve PVC 3/4" FxF, 1 each, \$66.00 ea

** Model Number: 62SBV75F-PVC Ball Valve PVC 3/4" FxF, 2 each, \$66.00 ea



SCAN-KLEEN ANGLE



SCAN-KLEEN TWIN


VALVES



CAST IRON FLANGED VALVES - ALL MODELS AVAILABLE IN SST 316, CALL FOR QUOTE

Valve Function	Available Sizes: 3", 4", 6", 868, 8", 10", 12", 16", 20" and 24"
Manual	Call for Quote
Electric 3-Way (24VAC)	Call for Quote
Manual Electric	Call for Quote
Pressure Reducing	Call for Quote
Pressure Reducing Electric	Call for Quote
Pressure Reducing and Sustaining	Call for Quote
Pressure Sustaining	Call for Quote
Pressure Sustaining Electric	Call for Quote
Quick Reacting Pressure Relief	Call for Quote
2-Way Pressure Reducing	Call for Quote
2-Way Pressure Sustaining	Call for Quote

NOTE: Polyethylene (up to 4" size) or Stainless Steel (6" size and above) Tubing and Fittings are available on all valves - please call Netafim USA Customer Service for pricing. All Electric Valves are standard with 24VAC solenoid. Other voltages available by special order.



BALL VALVE

Item Number	Model Number	Description	Price Each
77350-031656	MFV4FNPT	4" Ball Valve with Integrated Handle	275.00
77350-031655	MFV4FNPT-HANDLE	Replacement Handle for 4" Ball Valve	48.00

MAXIMUM RECOMMENDED FLOW RATES (GPM)

3"	4"	6"	868	8"	10"	12"	16"	20"	24"
390	600	1,300	1,500	2,000	3,500	4,800	9,600	14,000	16,000

MAXIMUM WORKING PRESSURE

Material	Size	psi
Iron	2" to 24"	235

ADDITIONAL FUNCTIONS

Valve Function
Flow Control
Excessive Flow Shut-off
Deep Well Control
Surge Anticipating
Float Control
Differential Float Control
Altitude Control
Pump Control

For additional functions, please call Netafim USA Customer Service.

VALVES



PVC VALVES
For Gold and Copper




NYLON & IRON VALVES
For Gold Use Only



PRESSURE REDUCING VALVES

Item Number	Model Number	Description	Connection	Application	Price Each
71610-016556	61PR3PLS-YM	3" Pressure Reducing PVC Valve	Slip	Gold & Copper	1,029.00
71610-016600	61PR3PLT-YM	3" Pressure Reducing PVC Valve	FPT	Gold & Copper	1,302.00
71610-016646	V30030IGFH01C84	3" Pressure Reducing Iron Valve	Flanged	Gold	891.00
71600-006170	61PR4PLS-YM	4" Pressure Reducing PVC Valve	Slip	Gold & Copper	1,222.00
71610-018431	61PR4PLF-YM	4" Pressure Reducing PVC Valve	Flanged	Gold & Copper	1,383.00
71610-018531	V30040IGFH01C84	4" Pressure Reducing Iron Valve	Flanged	Gold	1,208.00
71610-018650	61PR6PLS-YM	6" Pressure Reducing PVC Valve	Slip	Gold & Copper	2,765.00
71610-018635	V30060IGFH01C84	6" Pressure Reducing Iron Valve	Flanged	Gold	2,895.00

NOTE: Also available for Gold Mines - Threaded and Grooved valves in a range of applications such as Pressure Sustaining and Quick Relief. Call Netafim USA Customer Service for more information.
FPT = Female Pipe Thread



FLUSH VALVES

Standard with Aqua Pro Valve Controller *

Item Number	Model Number	Description	Connection	Application	Price Each
71610-004300	61ELC1.5PPTANG-M	1 1/2" Polypropylene Valve	FPT	Gold & Copper	1,246.00
71610-014544	61MELC2PLT-M	2" Nylon Valve	FPT	Gold	973.00
71610-017582	61MELC3PLS-M	3" PVC Valve	Slip	Gold & Copper	2,153.00
71610-015331	61MELC4PLS-M	4" PVC Valve	Slip	Gold & Copper	2,250.00
-	61MELC6PLS-M	6" PVC Valve	Slip	Gold & Copper	Call for Quote

* Aqua Pro Controller requires 9 volt battery - 3 wire DC latching. Standard with Manual Override feature.
FPT = Female Pipe Thread

PVC FITTINGS FOR VALVES

Item Number	Model Number	Description	Price Each
-	M3FLG/THRPVC	3" Flange/Thread PVC Coupling	Call for Quote
77350-015600	M3SLP/4FLGPVC	4" Spigot x 3" Socket Reducer Bushing PVC	560.00
77350-019020	M4FLG/SLPPVC40	4" Flange x Slip PVC Sch 40 Reducing Coupling	72.00
-	M4SLP/6FLGPVC	6" Spigot x 4" Socket Reducer Bushing PVC	Call for Quote
77350-019040	M6FLG/SLPPVC40	6" Flange x Slip PVC Sch 40 Reducing Coupling	98.00
-	M6SLP/8FLGPVC	8" Spigot x 6" Socket Reducer Bushing PVC	Call for Quote
-	M8FLG/SLPPVC40	8" Flange x Slip PVC Sch 40 Reducing Coupling	Call for Quote
77350-017720	44NIPVS04	PVC Nipple 4" Slip x Groove 4" Length Sch 80	52.00
77350-017730	44NIPVS06	PVC Nipple 6" Slip x Groove 6" Length Sch 80	116.00
77350-017740	44NIPVS08	PVC Nipple 8" Slip x Groove 8" Length Sch 80	208.00

AIR VALVES



①



②



③



④



⑤



⑥



⑦



⑧



⑨



⑩

G AIR VALVES For Gold Use Only

Key	Item Number	Model Number	Size	Description	Max Pressure (psi)	Body Material	Price Each
1	70561-004275	65S0223HPPHC	3"	S022 Air Release Buna/EPDM 300# 2", 3" and 4" Sizes Available	580	Ductile	5,317.00
2	70561-003350	65K0104	4"	K010 Air Relief/Vacuum Breaker Buna/EPDM 150# 2", 3", 4" and 6" Sizes Available	250	Ductile	1,960.00
3	70561-007820	65D050C3	3"	D010 Combination Air Valve Buna/EPDM 150# 2", 3" 4" and 6" Sizes Available	250	Ductile	1,801.00
4	70561-017500	65D0202NPTV3	2"	D020 Combination Air Valve Buna/EPDM 150# 2", 3" and 4" Sizes Available	250	Ductile	3,454.00
5	70561-016195	65D0233	3"	D023 Combination Air Valve Buna/EPDM 150# 3" and 4" Sizes Available	250	Ductile	4,300.00
6	70561-016020	65D0252	2"	D025 Combination Air Valve Buna/EPDM 150# 2", 3" and 4" Sizes Available	150	Polypropylene	1,750.00
7	70561-000100	65D040L2T-AR	2"	D040 Combination Air Valve Long Viton MNPT	250	Polypropylene	476.00
8	70561-001680	65ARIB2	2"	D040 Combination Air Valve Short Buna/EPDM MNPT	150	All Nylon	334.00
9	70561-001660	65ARIB2PP	2"	D040 Combination Air Valve Short Buna/EPDM MNPT	150	Polypropylene	241.00

AIR VALVES



①



②



③



④



⑤

C AIR VALVES For Copper Mines

Key	Item Number	Model Number	Size	Description	Max Pressure (psi)	Body Material	Price Each
1	70561-018010	65K0203SS	3"	K020 Air Relief Vac Breaker Viton 150# 3" and 4" Sizes Available	250	316SS	13,729.00
2	70561-016160	65D0203SSC	3"	D020 Combination Air Valve Viton 150# 2", 3" and 4" Sizes Available	250	316SS	9,895.00
3	70561-016197	65D0233SS	3"	D023 Combination Air Valve Viton 150# 3" and 4" Sizes Available	250	316SS	12,794.00
4	70561-000100	65D040L2T-AR	2"	D040 Combination Air Valve Long Viton MNPT	250	Polypropylene	476.00

FLOW METERS



G CAST IRON OCTAVE FLOW METERS

For Gold Use Only

CAST IRON OCTAVE FLOW METER - FLANGED CONNECTION *

Item Number	Model Number	Size	Nominal Flow Range @ $\pm 1.5\%$ (GPM)	Description	Price Each
-	36OCT02GALNOF-M	2"	1 - 250	2" Octave, No Output, Forward Flow	2,634.00
70261-000259	36OCT03GALNOF-M	3"	1 - 400	3" Octave, No Output, Forward Flow	2,751.00
70261-000324	36OCT04GALNOF-M	4"	1 - 650	4" Octave, No Output, Forward Flow	3,648.00
70261-000392	36OCT06GALNOF-M	6"	3 - 1,500	6" Octave, No Output, Forward Flow	4,450.00
70261-000553	36OCT08GALNOF-M	8"	4.5 - 3,000	8" Octave, No Output, Forward Flow	Call for Quote
70261-000506	36OCT10GALNOF-M	10"	14 - 5,500	10" Octave, No Output, Forward Flow	Call for Quote
70261-000474	36OCT12GALNOF-M	12"	14 - 5,500	12" Octave, No Output, Forward Flow	Call for Quote

* Standard with register displaying forward flow. See Octave Flow Meter Output Module Kits for other options.



C STAINLESS STEEL OCTAVE FLOW METERS

For Copper Use Only

STAINLESS STEEL OCTAVE FLOW METER - FLANGED CONNECTION *

Item Number	Model Number	Size	Nominal Flow Range @ $\pm 1.5\%$ (GPM)	Description	Price Each
-	36OCT02SSGALNOF-M	2"	1 - 250	2" SST Octave, No Output, Forward Flow	Call for Quote
-	36OCT03SSGALNOF-M	3"	1 - 400	3" SST Octave, No Output, Forward Flow	Call for Quote
70261-000315	36OCT04SSGALNOF-M	4"	1 - 650	4" SST Octave, No Output, Forward Flow	5,504.00
-	36OCT06SSGALNOF-M	6"	3 - 1,500	6" SST Octave, No Output, Forward Flow	Call for Quote
-	36OCT08SSGALNOF-M	8"	4.5 - 3,000	8" SST Octave, No Output, Forward Flow	Call for Quote

* Standard with register displaying forward flow. See Octave Flow Meter Output Module Kits for other options.

OCTAVE FLOW METER OUTPUT MODULE KITS

Item Number	Model Number	Description	Price Each
70220-060400	36OCT-OUTPKIT-PULS	Pulse Output Module Kit	321.00
70220-011575	36OCT-OUTPKIT-4029	Analog 420mA Output Module Kit	493.00



NETAFIM USA

5470 E. HOME AVE.

FRESNO, CA 93727

CS 888 638 2346

WWW.NETAFIMUSA.COM