

PRO AIR VENT

COMBINATION AIR/VACUUM AND CONTINUOUS ACTING AIR VENT

HIGH CAPACITY AIR DISCHARGE THAT SEALS AT A LOW PRESSURE - 1 PSI



APPLICATIONS

- Pump stations - after the pump and after the check valve
- Downstream (after) and upstream (before) shut-off valves
- After deep well pumps
- On long, constant sloped pipeline segments
- At peaks along the pipeline and at peaks relative to hydraulic gradient
- At end lines
- Before water meters
- On strainers and filters

SPECIFICATIONS

- Working pressure range: 1 - 150 psi
- Maximum working temperature: 140° F
- Available size: 2" NPT female threaded

MATERIALS

Body: Reinforced nylon

Discharge outlet: Polypropylene

Float and Seal Assembly: Polypropylene, Acetal and EPDM Rubber

Air and Vacuum Seal: EPDM Rubber

Rolling Seal: EPDM Rubber

Float Lock: Polypropylene

PRODUCT ADVANTAGES

- Reliable operation reduces water hammer incidents.
- Dynamic design allows for high capacity air discharge while preventing premature closing.
- Float and seal assembly are enclosed in a one-piece, easily replaceable unit - independent of the air vent body.
- Sealing assembly, with its unique patented rolling seal feature which allows gradual opening, closing and self-cleaning, is contained in the one-piece float assembly.
- Simple and reliable reinforced nylon body is compact in size and light-weight.
- The light-weight feature is ideal for installation on plastic piping systems and other light-weight piping systems.
- Threaded discharge outlet allows connection of additional piping for venting and drainage.
- Body and all operating parts made of high-strength corrosion-resistant composite materials.

ONE-PIECE FLOAT & SEAL ASSEMBLY



Float and seal are enclosed in a one-piece sealed unit with no need for a separate o-ring. It's easy to remove - just unscrew the threaded float lock and replace with a new unit. No need to replace the complete air vent.

PRO AIR VENT

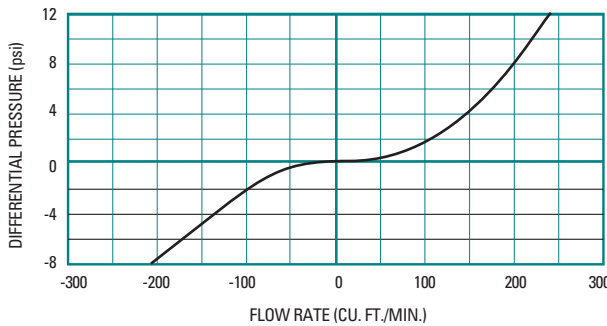
DESCRIPTION OF OPERATION

The Pro Air Vent combines the features of both an air release and an air and vacuum vent.

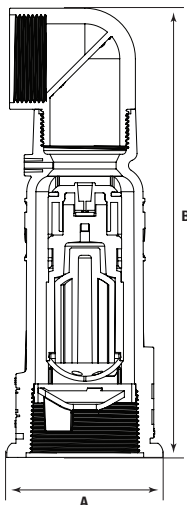
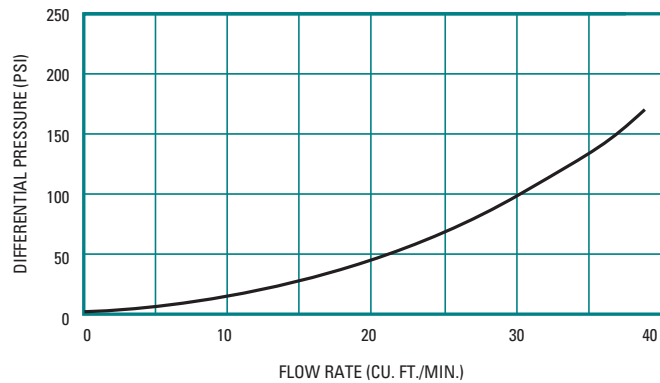
- The air release component is designed to automatically release small pockets of air to the atmosphere as they accumulate along a pipeline or piping system when it is full and operating under pressure.
- The air and vacuum component is designed to automatically discharge or admit large volumes of air during the filling or draining of a pipeline or piping system.
- This air vent will open to relieve negative pressures whenever water column separation occurs.



AIR & VACUUM FLOW RATE



AUTOMATIC AIR RELEASE



DIMENSIONS & WEIGHT			
SIZE	A	B	WEIGHT
2"	3.3"	9.6"	1 LB.

ORDERING INFORMATION		
MODEL NUMBER	SIZE	QTY PER CARTON
65ARIB2PRO	2"	6



NETAFIM USA
 5470 E. Home Ave.
 Fresno, CA 93727
 CS 888 638 2346
www.netafimusa.com