

# READING A WATER METER REGISTER

## STANDARD REED SWITCH REGISTER

GALLON OR ACRE FEET TOTALIZER

## PHOTO DIODE REGISTER

GALLON TOTALIZER

Total flow is calculated by adding the readings from the Totalizer and the three fractional dials. The three fractional dials measure quantities smaller than the totalizer reading and are continuously turning while calculating the flow. All multiplication factors are indicated on the dial face (U.S.G. = U.S. Gallons).

### CALCULATING TOTAL FLOW

#### Totalizer Reading

Rotates sequentially for each 1000 U.S.G. calculated  
Number displayed is multiplied by 1000 to reach total U.S.G.

#### Fractional Dial # 1


Each number (1-9) on the dial is multiplied by 100 to reach U.S.G.  
One complete revolution on this dial = 1000 U.S.G.

#### Fractional Dial # 2

Each number (1-9) on the dial is multiplied by 10 to reach U.S.G.  
One complete revolution on this dial = 100 U.S.G.

#### Fractional Dial # 3

Each number (1-9) on the dial is multiplied by 1 to reach U.S.G.  
One complete revolution on this dial = 10 U.S.G.



### TOTAL FLOW FOR THIS REGISTER

Totalizer Reading:  $0 \times 1000 = 0$   
 Fractional Dial # 1:  $7 \times 100 = 700$   
 Fractional Dial # 2:  $5 \times 10 = 50$   
 Fractional Dial # 3:  $7 \times 1 = 7$   
 Calculation:  $0 + 700 + 50 + 7 = 757$  U.S.G.

**757 U.S. Gallons is the Current Total Flow**

NOTE: If the Totalizer Reading is between numbers, meaning a number is partially visible, always default to the lower of the two numbers when calculating flow. If a Fractional Dial is pointing between two numbers, always default to the lower of the two numbers.

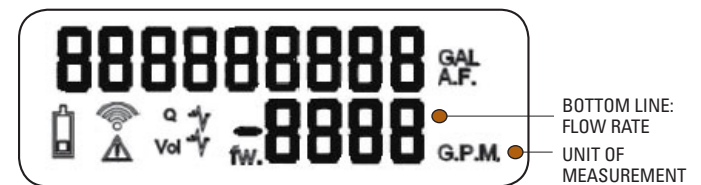
## ELECTRONIC (ER) DIGITAL REGISTER

GPM RATE OF FLOW WITH GALLON OR ACRE FEET TOTALIZER

Multi-line LCD digital readout displays 9 digits for Total Volume in U.S. Gallons (U.S.G.) or Acre Feet and 4 digits for Rate of Flow in Gallons per Minute (GPM). It's programmable to display a variety of volume and flow units for multiple pipe sizes.

### CALCULATING RATE OF FLOW

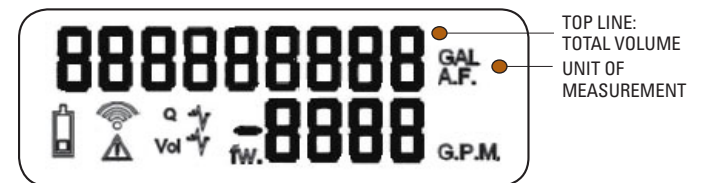
The bottom row of numbers, four (4) in total, display the current flow rate. Directly to the right of this number is the unit of measurement for the displayed flow rate.



NOTE: If the flow rate is negative (-), the register is reading reverse flow.

### CALCULATING TOTAL VOLUME

The top row of numbers, nine (9) in total, display the total volume of water that has passed through the meter. Directly to the right of this number is the unit of measurement for the displayed total volume.



NOTE: If the icon to the left of the totalizer number is positive (+), the register is reading the total amount of water in a forward flow direction. If the icon is negative (-), the register is reading the total amount of water in a reverse flow direction.



### TOTAL VOLUME FOR THIS REGISTER

Totalizer Reading: 27,650 Forward Direction  
**27,650 GAL is the Current Total Volume**