

# DRIP IRRIGATION FOR BLUEBERRIES

## ARE YOU READY TO GET PREMIUM PRICES FOR YOUR BLUEBERRY CROP?

Get better quality fruit and higher yields. Growers who switch from overhead sprinklers to drip irrigation are experiencing quicker growth, larger and more uniform blueberries with increased yields. All of these factors equal higher quality fruit which gets premium prices.

Drip irrigation is the slow application of water directly to the plant's root zone and it's a simple answer to efficiently and effectively apply water where and when you want. Water is not wasted on non-growth areas and the plant root zone can maintain an ideal moisture level at all times. A grower has precise control over the root zone environment with the ability to add nutrients at the right time to increase yields.

Why blueberry growers are turning to drip irrigation:

- Achieves 95% efficiency in the application of water
- Use less water with no loss to sun, wind or evaporation
- Apply pH adjusted water for optimal root zone conditions
- Lower required water pressure reduces energy costs
- Produces healthier, stronger plants with higher quality fruit
- 20+ year performance even with tough water conditions



**BETTER QUALITY FRUIT & HIGHER YIELDS**

### DRIP IRRIGATION REDUCES WATER STRESS AND DISEASE

Water is one of the most important factors in growing healthy blueberry plants. Plants can take almost everything they need from sunshine, adequate water and air with a few nutrients that the roots absorb from the soil. Blueberry bushes have very shallow root systems and are very sensitive to water fluctuations. It is imperative to maintain a moist, well-drained soil high in organic content with an overall pH of 5.0 to 5.5 for best growth.

Proper watering is essential in avoiding problems associated with water stress. Excessive water and waterlogged soils can lead to root rot disease. While blueberry plants require plenty of water they cannot survive in poorly draining soil as the roots cannot breathe and will drown. If the water contains iron, usually found in acidic soils with sand in the deeper layers, the use of overhead sprinklers leaves stains on the leaves and fruit.

Blueberries perform best with an irrigation method such as drip irrigation since the water is deposited directly into the root zone - right where the plant needs it and off the leaves and fruit. Driplines deliver water and nutrients to the plant at a constant rate without waste or run-off. Driplines maintain a high level of efficiency so input costs are reduced. This results in higher yields and a uniform, quality crop throughout the entire field.

### DRIP IRRIGATION REDUCES COSTS AND WATER USE

Drip irrigation systems require a much lower operating pressure (12 psi vs. 50 psi) than overhead sprinklers which reduces energy costs - sometimes by as much as 50%. Because growers can schedule the irrigation cycles to better match the soil infiltration rate, less water is used. More than any other method of irrigation, drip irrigation applies water with 95% efficiency.

### DRIP IRRIGATION PROVIDES FROST MITIGATION

Drip irrigation produces healthy and strong blueberry plants which can withstand frost in some cases. When growth starts in the spring and new buds are susceptible to frost damage or for general frost protection, overhead sprinkler systems can be used in conjunction with drip irrigation.




**SINGLE DRIPLINE INSTALLATION EXAMPLE**

## NETAFIM HIGH QUALITY, RELIABLE PRODUCTS

For five decades, Netafim has been the leader in drip irrigation. Netafim's product line has expanded and evolved over time to offer the most comprehensive array of drip irrigation products available. We provide driplines, valves, filters, water meters, air vents and fertilizer injection systems. For blueberry crops we recommend:

### THE IDEAL DRIPLINE FOR BLUEBERRY CROPS

UniRam is the industry's most advanced pressure compensating dripline. Its specially developed drippers operate with the poorest water quality, in the most difficult environments and irrigates with the highest uniformity and reliability. The following features make this the ideal dripline for use with blueberry crops.



UNIRAM DRIPPER INSIDE DRIPLINE



### ANTI-SIPHON MECHANISM

- Each dripper is designed with an anti-siphon feature that automatically seals the dripper outlet at system shut-down. This blocks dirt, debris and excess moisture from entering the dripline ensuring uninterrupted system operation.

### WIDE RANGE OF FLOW RATES & DRIPPER SPACINGS

- UniRam is available in a wide range of flow rates and dripper spacings to better match the soil type and infiltration rates ensuring water and nutrients reach the plant's root zone.

FLOW RATES (GPH)	DRIPPER SPACINGS*
0.26, 0.42, 0.53, 0.61, 0.92, 1.00	12", 18", 24", 30", 36"

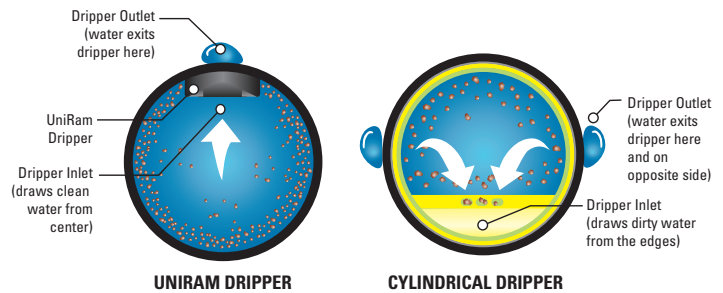
\* Other spacings available

### CONTINUOUS SELF-CLEANING & SELF-FLUSHING DRIPPER

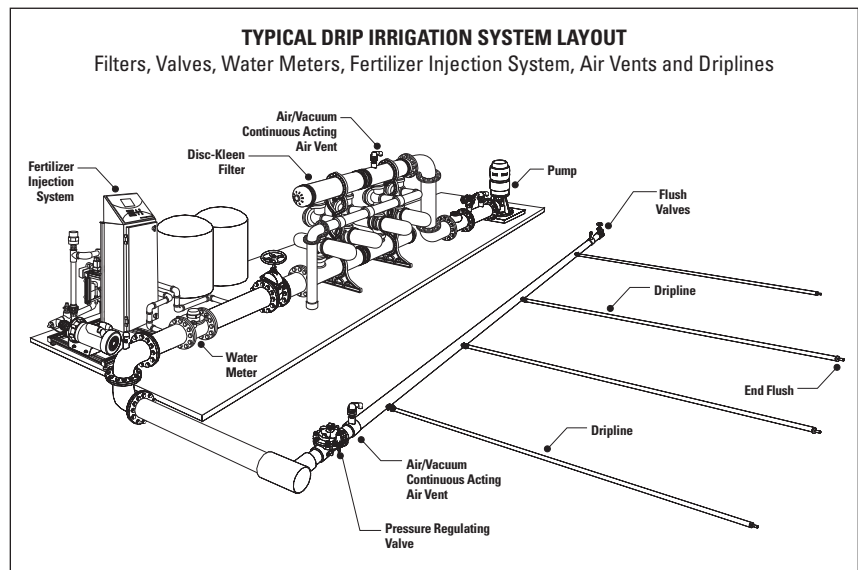
- Injection molded silicon diaphragm has sealed edges which result in a more chemical resistant diaphragm and long lasting performance without degrading. Debris is cleaned throughout the entire irrigation cycle.

### RAISED DRIPPER DESIGN PREVENTS PLUGGING

- The raised position of the UniRam dripper points the inlet area toward the center of the tubing where it draws the cleanest possible water while large particles travel along the tubing walls bypassing the dripper's inlet. A cylindrical dripper has its tubing formed around the dripper and the inlet is located where the water is the dirtiest and can easily enter the dripper increasing the chance of plugging or restricting water flow to the crop.



2 DRIPLINES PER ROW INSTALLATION EXAMPLES



We're ready to show you how a Netafim drip irrigation system can help you achieve a higher quality blueberry crop with increased yields.

Don't wait, call us today at (888) 638-23346 or visit [www.netafimusa.com](http://www.netafimusa.com) for more information on Netafim drip irrigation products.



(888) 638 2346  
[www.netafimusa.com](http://www.netafimusa.com)